



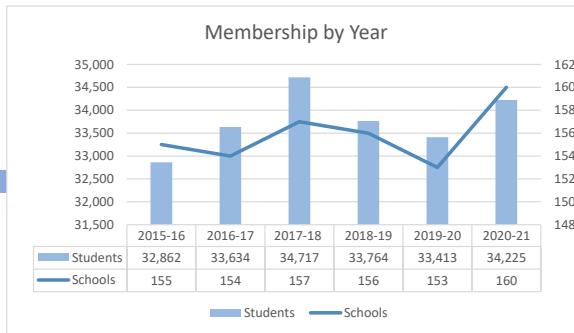
**2020-2021**

**Total Schools**    **Total Students**    **Avg/School**  
**160**                    **34,225**                    **214**

Updated: 6/22/2021

**MEMBERSHIP BY YEAR**

Year	Schools	Students
2015-16	155	32,862
2016-17	154	33,634
2017-18	157	34,717
2018-19	156	33,764
2019-20	153	33,413
2020-21	160	34,225



**MARKET SHARE**

Total NP Schools	MISF Members	Market Share
440	160	36%

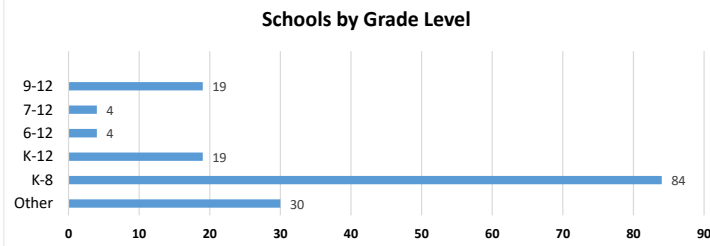
Total NP Enrollment	MISF Members	Market Share
66,285	34,225	52%

**MEMBER SCHOOLS BY GRADE LEVEL**

Grade levels	# Schools	%
K-8	84	53%
K-12	19	12%
6-12	4	3%
7-12	4	3%
9-12	19	12%
Other	30	19%
	160	100%

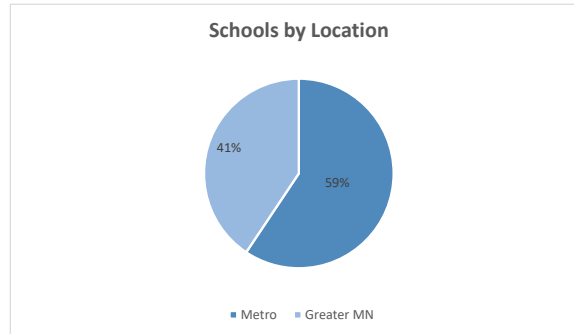
  

Schools w/PK	108
Schools w/HS	46



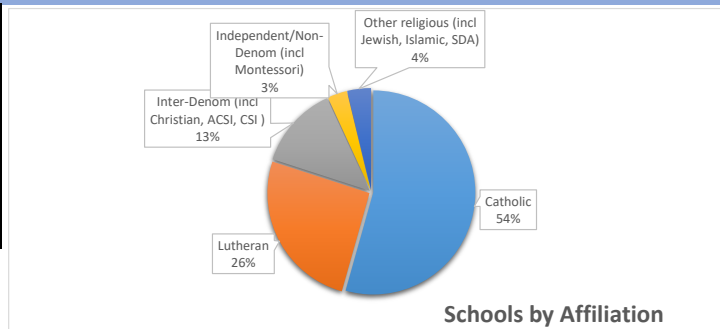
**MEMBER SCHOOLS BY GEOGRAPHIC AREA**

Location	# Schools	%
Metro	95	59%
Greater MN	65	41%
	160	100.0%



**MEMBER AFFILIATION BREAKDOWN**

Affiliation	# Schools	%
Catholic	87	54%
Lutheran	41	26%
Inter-Denom (incl Christian, ACSI, CSI)	21	13%
Independent/Non-Denom (incl Montessori)	5	3%
Other religious (incl Jewish, Islamic, SDA)	6	4%
	160	100.0%







Member List

271	United Christian Academy	K-12	Bloomington	Metro	Christian	262	2012-13	3/18/2013	Nancy Johnson	Nancy.Johnson@ucathunder.org
138	Veritas Academy	K-12	North Branch	Greater MN	Christian	13	2016-17	2/2/2017	Susie Brooks	sabrooks@veritasclassical.org
284	West Lutheran High School	09-12	Plymouth	Metro	Lutheran-WELS	133	Legacy		David Gartner	dgartner@westlutheran.net
624	White Bear Montessori School	PK-06	White Bear Lake	Metro	Montessori	25	2014-15	6/25/2015	Marnie McPherson	marnie@wbms.org
861	Winona Area Catholic Schools	PK-06	Winona	Greater MN	Catholic	450	2013-14	6/29/2014	Pat Bowlin	pbowlin@wacs1.org
283	Yeshiva of Minneapolis	09-12	Minneapolis	Metro	Jewish	71	2011-12	6/26/2012	Collin Katainen	collin.katainen@hotmail.com
111	Zion Lutheran School (Mayer)	PK-08	Mayer	Greater MN	Lutheran-LCMS	104	2011-12	5/23/2012	Joshua Baumann	jbaumann.zion@gmail.com
<b>160</b>		<b>160</b>				<b>34,225</b>				